

# Internet Printing

**Microsoft  
Hewlett Packard**

**Babak Jahromi  
(babakj@microsoft.com)**

**Lead Software Design Engineer  
Printing Development Team**



# Internet Printing

- ◆ **Print to URL**
- ◆ **HTML queue status from URL**
- ◆ **Web point and print**
- ◆ **Install drivers from URL**

**Seamless integration with printing architecture**

# How Do We Get A Printer URL?

- ◆ Have “Internet Information Server” or “Peer Web Server” running
- ◆ Share the printer
- ◆ The URL will be:  
**`http://ServerName/PrinterShareName`**

# Printer URL Example

In an Intranet, finance department  
will be: <http://Finance/LJet4si>

# Printer URL Example For Internet

- ◆ Submit a color job to downtown Redmond branch of Kinko's:  
<http://Redmond42.kinko.com/EpsonCol>
- ◆ Send a fax to Toshiba customer service:  
<http://Fax.Support.Toshiba.com/FaxMe>

# Demo

- ◆ **Browse a printer URL**
- ◆ **Remote printers folders URL**
- ◆ **Create a printer, then share it. It shows up in the HTML printer folder**

# Technology

- ◆ **HTTP/HTML-based**
- ◆ **Any browser on any client platform views the printer or job information**
- ◆ **Server components implemented as an Internet Information Server ISAPI dll**

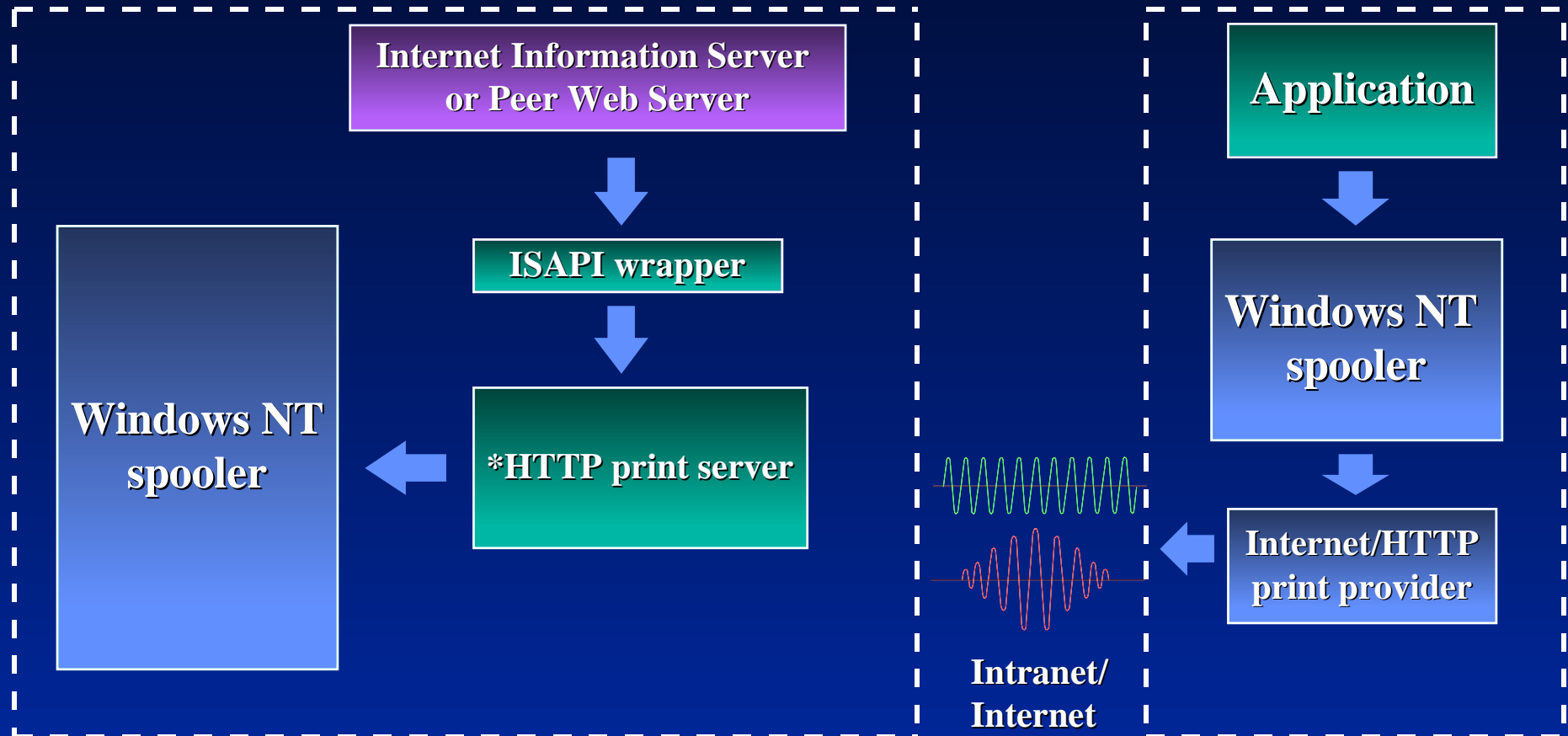
# Printing To URL

- ◆ **Windows NT<sup>®</sup> 5.0 clients print to Windows NT 5.0 servers via an HTTP print provider supporting OpenPrinter( URL )**
- ◆ **Prints across firewalls to Internet**



# Architecture

## Printing to a URL over HTTP



Windows NT Print Server (any Windows NT Server or Windows NT Workstation machine)

\* Receives the RAW job via HTTP Post command

Windows NT client

# HTTP Print Provider

- ◆ Based on Win32 Internet APIs
- ◆ Win32 Internet APIs available for Win9x and WinNT

# HTTP Print Provider->OpenPrinter()

```
// Get a valid session connection to the Internet
// g_szUserAgent is: "Windows Internet Print Provider"
hSession = InternetOpen(g_szUserAgent,
                        PRE_CONFIG_INTERNET_ACCESS,
                        NULL,
                        0,
                        INTERNET_FLAG_DONT_CACHE);

InternetOpenUrl(hSession,
                "http://host/scripts/share/.printer",
                NULL,
                0,
                INTERNET_FLAG_DONT_CACHE,
                0);
```

# HTTP Print Provider->StartDocPrinter()

```
hConnect = InternetConnect( hSession,  
                            "kinko.com",  
                            0,  
                            szUserName, // e.g. BabakJ"  
                            NULL,  
                            INTERNET_SERVICE_HTTP,  
                            0, 0);
```

```
hReq = HttpOpenRequest( hConnect,  
                       "POST",  
                       "/scripts/ShareName/.printer?JobStart",  
                       HTTP_VERSION,  
                       NULL, NULL,  
                       INTERNET_FLAG_DONT_CACHE,  
                       0);
```



# HTTP Print Provider->WritePrinter()

```
// The job ID received from the server happens to be 5
hReq = HttpOpenRequest( hConnect,
                        "POST",
                        "/script/ShareName/.printer?JobData&5",
                        HTTP_VERSION,
                        NULL, NULL,
                        INTERNET_FLAG_DONT_CACHE,
                        0);

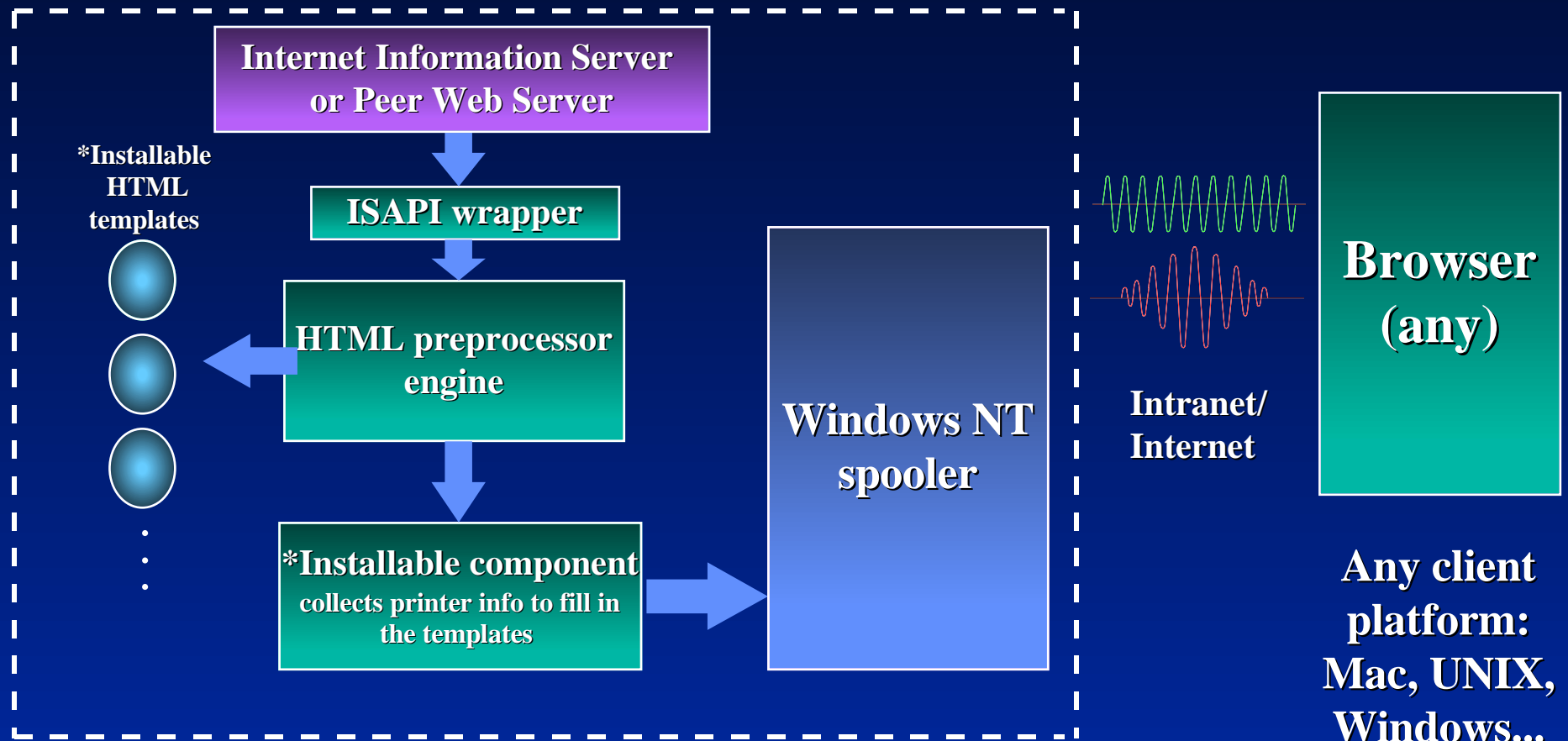
// Send the raw job data
// 1045 happens to be this "Post" command's content length
InetHttpSendRequest(hReq, "Content-length: 1045\n",
                   (DWORD)-1, pBuffer, 1045);
```

# HTML Printer Status

- ◆ **HTML view of printer or job information generated automatically by the server**
- ◆ **Customize HTML view by providing HTML templates**
- ◆ **Add-on components embedded in HTML tags providing vendor-specific views**

# Architecture

## HTML view of printers



Windows NT Print Server (any Windows NT Server or Windows NT Workstation machine)

\* Microsoft provides default implementation



# Tags and Tag Processors

{=TagProcessorDllName.EntryPoint}

- 
- TagProcessorDllName is the Tag Processor DLL name
- 
- EntryPoint is exported from TagProcessorDllName.dll by name
- 
- Example: {=WinPrint.PrinterName}

# Tag Processor Entry Points

The custom tag processor should have an export per tag:

```
typedef BOOL WINAPI  
(*PFNINETPRNCALLBACK)(PINETPRINTINFO pInetPrn);
```

pInetPrn contains fields like:

- 
- EXTENSION\_CONTROL\_BLOCK \*pECB;
- int iNumQueryArgs;
- BOOL fQueryArgIsNum[MAX\_Q\_ARG];
- DWORD QueryArgValue[MAX\_Q\_ARG];
-

# Tag Processor Entry Points

```
LPSTR      pszFriendlyName;  
LPSTR      pszShareName;  
HANDLE     hPrinter;  
DWORD      dwJobId;
```

// Writes binary data to the client

```
void (*fpHTMLWrite)(HANDLE hCallBack, void const *pv,  
ULONG cb );
```

// Writes a string to the client using printf syntax.

```
void (*fpHTMLPrintf)(HANDLE hCallBack, const char *  
pszFormat, ...);
```

# Action Commands

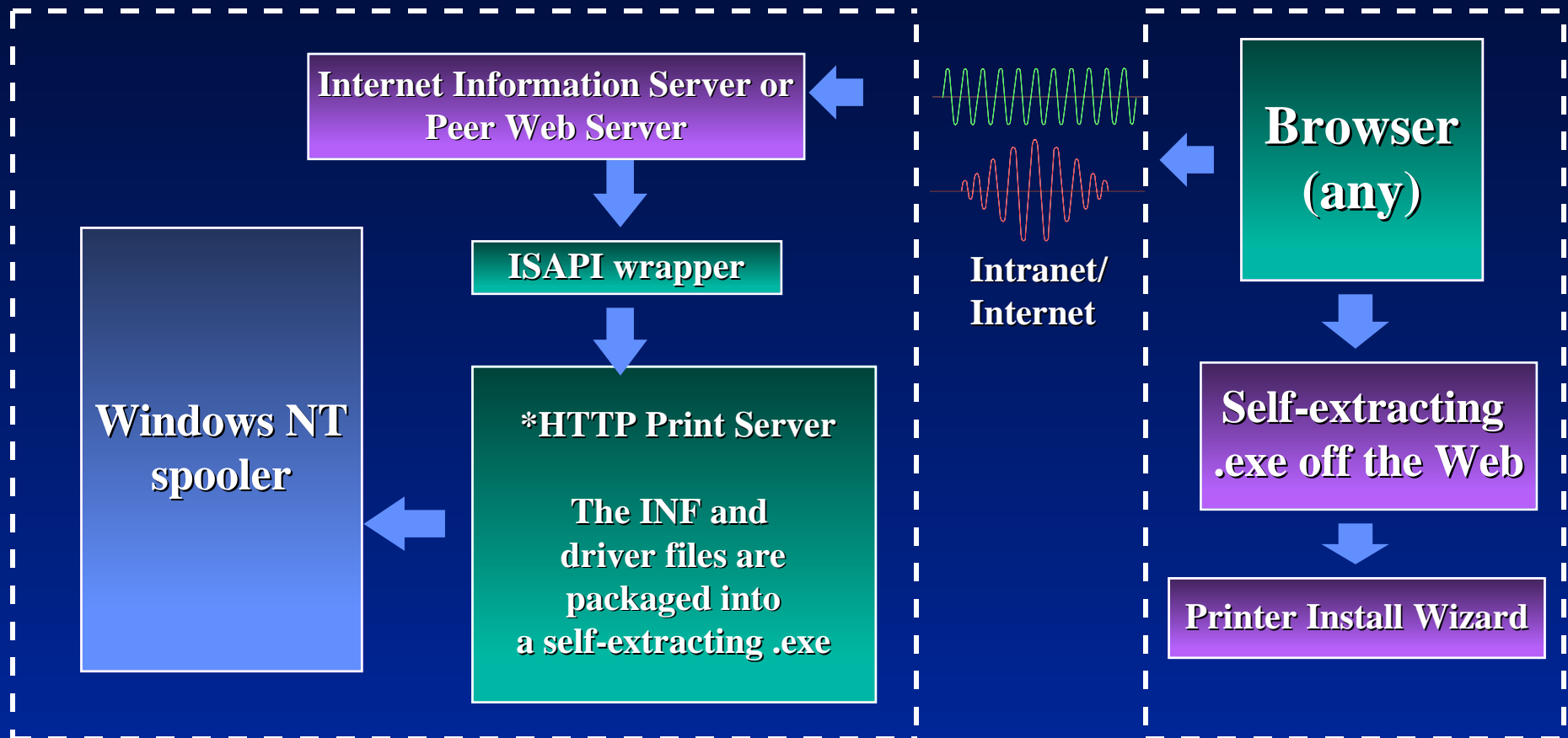
- 
- PFNINETPRNCALLBACK  
TagProcCommand(PINETPRINTINFO pInetPrn);
- 
- 
- A URL with the format:  
{=WinPrint. PrinterURL }?mytagproc.dll&arg1&arg2...  
would direct the Windows NT template processor to call the action command inside the tag processor dll.
- 
-

# Web Point And Print

- ◆ Hot link in HTML view
- ◆ Drivers automatically downloaded off the print server

# Architecture

## Web point and print



Windows NT Print Server (any Windows NT Server or Windows NT Workstation machine)

Windows NT client

\* Receives a browser command to create and send a self-extracting install executable

# Drivers From The Web

- ◆ **AddPrinter Wizard downloads INFs and drivers from vendors' Web sites**
- ◆ **INF files can have vendor URLs**

**Questions?**